







# JULY 2026

Daily literacy-building activities to share with your child.



SUNDAY	MONDAY	TUESDAY	WEDNESDAY	THURSDAY	FRIDAY	SATURDAY
			<b>1 WRITING</b> Plan a picnic. Together, write a list of things you will need to bring. Check off the list as you locate the items.	<b>2 PLAYING</b> Play store. Set up a store with your child's toys. Take turns being the check-out clerk and the shopper.	<b>3 TALKING</b> Talk about time. Draw a sun and underneath, write down things that happen during the day. Draw a moon and list things that happen at night.	<b>4 SINGING</b> Sing a song with movement, like "BINGO." <i>(Words are on the back. 🐾)</i>
<b>5 COUNTING</b> Talk about sizes. Draw small boxes and large boxes. Ask your child to circle the small boxes.	<b>6 READING</b> After reading a book, take turns making up possible new titles for it.	<b>7 WRITING</b> Write a short message and tuck it in your child's shoe. Read it together when your child finds it.	<b>8 PLAYING</b> Play "Follow the Leader" outside. Take turns being the leader. 	<b>9 TALKING</b> Use a fruit or vegetable your child loves. Talk about how it looks, tastes, smells, feels. Where does it grow? Where do you purchase it?	<b>10 SINGING</b> Play music with a fast tempo as you pick up and put away toys. Who can pick up the most toys?	<b>11 COUNTING</b> Compare amounts. <i>You have more crackers than I do. I have more blueberries than you do.</i>
<b>12 READING</b> Vary your voice as you read. Use different facial expressions to help your child learn about feelings.	<b>13 WRITING</b> Draw the outline of your child's hand on a piece of paper. Write the date and have your child "sign" the drawing. Save it.	<b>14 PLAYING</b> Lay out letter cards on the floor. Children hop from one letter to another as you call out letters.	<b>15 TALKING</b> Take a walk outside. Talk about all you see. Talk about the weather and how it is different than in winter.	<b>16 SINGING</b> Sing or recite "Mary Had a Little Lamb." <i>(Words are on the back. 🐾)</i> 	<b>17 COUNTING</b> Count how many birds you see today. Keep a list. Note location, color, sounds. At the end of the day look at your list and discuss.	<b>18 READING</b> After reading a book together have a conversation. Talk about your favorite parts. 
<b>19 WRITING</b> Encourage children to write letters to family members. This can be as simple as drawing a picture and adding a few words or their name.	<b>20 PLAYING</b> Encourage children to engage in imaginative play where they create stories and scenarios using dolls, action figures, or other toys.	<b>21 TALKING</b> At bedtime talk about where various animals sleep at night. 	<b>22 SINGING</b> Play "Freeze" while dancing to music. When the music stops, everyone has to freeze.	<b>23 COUNTING</b> Use a piece of string to measure things. 	<b>24 READING</b> Read a book about summer.	<b>25 WRITING</b> Ask your child to dictate a letter to a special person. Show how to address an envelope and add a stamp. Then mail the letter together.
<b>26 PLAYING</b> Play "Riddle Me." <i>I'm bigger than your hand and I'm in the kitchen. What am I? Yes, A banana!</i>	<b>27 TALKING</b> Talk about things you do in the morning, things you do in the afternoon, and things you do at night.	<b>28 SINGING</b> Play "Echo Me." Clap, stomp, or beat a drum and have your child repeat the noise.	<b>29 COUNTING</b> Create a grocery list with your child. Together, look at what you have and decide what you will need to purchase.	<b>30 READING</b> Point out words everywhere you go today.	<b>31 WRITING</b> Spend time drawing together. Make sure to sign your art! 	

## You are your child's first teacher, and your home is where your child begins to learn.

Make your home a great place to learn. It doesn't take money to create special places where you and your child can talk, sing, read, write, play, and count. Here are a few ideas.

### PLACES TO READ

Create a special space for your children to look at books. Have a comfortable chair or pillows and a small shelf or basket for favorite books. Make sure there's room for you and your child to sit together and that your child can reach books without needing help.

### PLACES TO WRITE

Make it easy for your child to write throughout the day. Set up a space where your child can go on his or her own and use writing materials. Provide pencils, crayons, or markers of different sizes so your child can write with what is most comfortable. Use unlined paper.

### PLACES TO PLAY

Play requires a little space, simple props, and some imagination and encouragement. You don't need special toys or expensive electronics. Provide props like large boxes, old clothes or costumes for dress up, empty food containers, and empty paper towel rolls. Play comes naturally to young children and is one of the primary ways they learn. Provide plenty of opportunities for your child to play.

### B-I-N-G-O

There was a farmer who had a dog  
and Bingo was his name-oh.

B-I-N-G-O

B-I-N-G-O

B-I-N-G-O

and Bingo was his name-oh.

There was a farmer who had a dog  
and Bingo was his name-oh.


(clap)-I-N-G-O

(clap)-I-N-G-O

(clap)-I-N-G-O

and Bingo was his name-oh.

CONTINUE UNTIL ALL THE LETTERS IN  
BINGO'S NAME ARE REPLACED WITH CLAPS.



### MARY HAD A LITTLE LAMB

Mary had a little lamb,  
Its fleece was white as snow,  
And everywhere that Mary went  
The lamb was sure to go;  
It followed her to school one day  
Which was against the rules,  
It made the children laugh and play  
To see a lamb in school.

# Books to Read this Month

Check out these books at the library. If they are not available, ask the librarian for a recommendation.

## FOR READERS AGES 0-3

### Press Here

by Hervé Tullet

### Bear Says Thank You/Oso dice gracias

by Michael Dahl (Text is in English and Spanish)

## FOR READERS AGES 3+

### On a Summer Night

by Deborah Hopkinson

### Heat Wave

by Lauren Redniss

